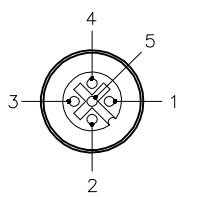
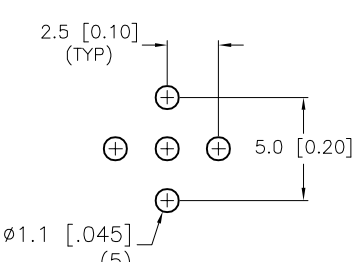
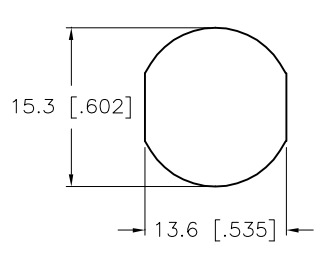
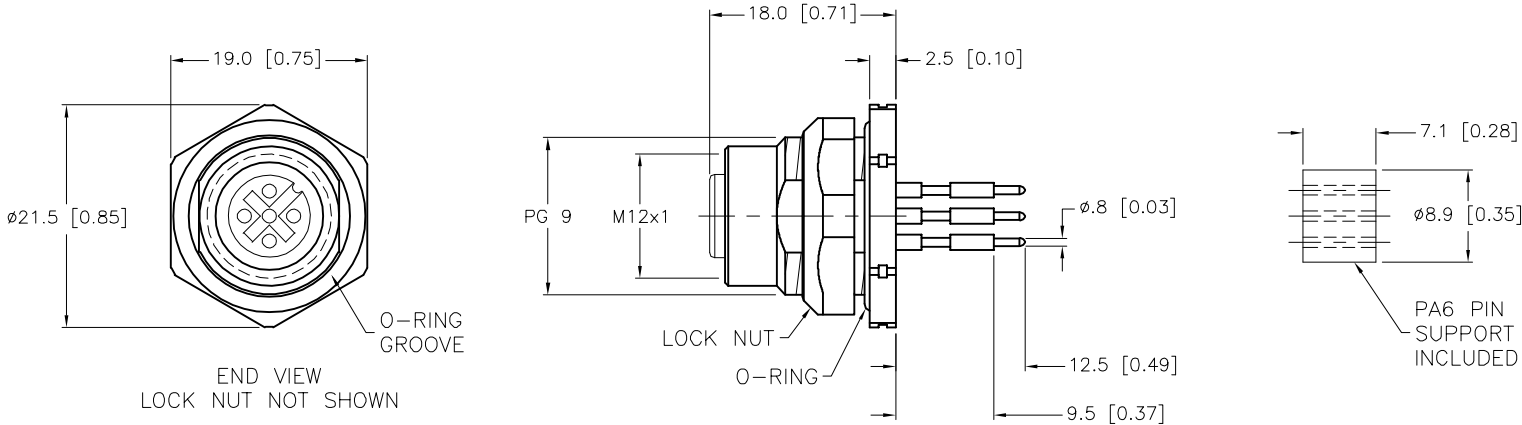
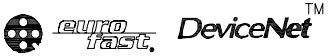


FEMALE END VIEW	BOARD LAYOUT	TYPICAL PANEL CUTOUT	SPECIFICATIONS	
 <p>1 = SHIELD 2 = + VOLTAGE 3 = - VOLTAGE 4 = CAN_H 5 = CAN_L</p>			CONTACT CARRIER MATERIAL/COLOR	NYLON OR TPU/BLEU-GRAY
			CONTACT MATERIAL/PLATING	BRASS/GOLD
			RATED CURRENT [A]	4.0 A
			RATED VOLTAGE [V]	250 V
			HOUSING, LOCKNUT MATERIAL/PLATING	BRASS/NICKEL
			NUMBER OF CONDUCTORS [AWG]	PRINTED CIRCUIT PINS
			TEMPERATURE RATING	-40°C to +105°C (-40°F to +221°F)
			PROTECTION CLASS	MEETS NEMA 1,3,4,6P AND IEC IP68
			MAX. PANEL THICKNESS	3.0 [0.12]



NOTES:

1. "/S3004" DESIGNATES BULK PACKED, NO LABEL, NO BAG.

E	UPDATE DRAWING	TR	06/03/19	75048
REV	DESCRIPTION	BY	DATE	ECO. NO.

SOURCE DRAWING - FOR REFERENCE ONLY

RELATED DOCUMENTS 1. 2. 3. 4.	3RD ANGLE PROJECTION	THIS DRAWING IS CONFIDENTIAL AND THE PROPERTY OF TURCK INC. USE OF THIS DOCUMENT WITHOUT WRITTEN PERMISSION IS PROHIBITED.		<div>3000 CAMPUS DRIVE MINNEAPOLIS, MN 55441 1-800-544-7769 (763) 553-7300 (763) 553-0708 fax www.turck.us</div> <div>TURCK</div>	
MATERIAL	SEE SPECIFICATIONS	DRFT	RDS	DATE	04/16/08
FINISH		APVD		SCALE	1=.8
		UNIT OF MEASUREMENT		DESCRIPTION	
		MILLIMETER [INCH]		FKFD 57-PCB/S3004	
		CONTACT TURCK FOR MORE INFORMATION		IDENTIFICATION NO.	REV
				U2-13603	E
		DO NOT SCALE THIS DRAWING		FILE: U2-13603	SHEET 1 OF 1